



CONTACT INFORMATION

61 Russell Jarvis Dr.
Markham L3S 4B1

Phone: 905-472-4764
Fax: 905-472-2322

Email: legacy.ps@yrdsb.ca

Office Hours: 8:45am - 3:30pm

PRINCIPAL

Laura Ryckman

VICE-PRINCIPAL

Jeffrey Demacio

SUPERINTENDENT

Peter Tse

TRUSTEE

Juanita Nathan



legacy.ps.yrdsb.ca

CHECK US OUT
ONLINE

LEGACY eBulletin

School Startup Package

All the members of our staff work diligently to ensure a safe and welcoming learning environment for all. **If you have not already returned the Start-up Package forms to the school, please do so as soon as possible, so we have all of the necessary information to make the school year run smoothly.**

Legacy School Council

We are pleased to welcome the following parents/guardians to the 2016-2017 Legacy School Council. Congratulations!

Sandy Acquaviva

Shama Ansar

Sonia Babra

Nandita Bhatia

Irene Dimov

Francine Mathai

Peyvand Melatirad

Tricia Mohammed

Altaf Patel

Nimisha Patel

Adela Pinnock

W. Pratheep

Michelle Probert

Lori Nickerson

Sukhjit Randhawa

Stage 2:

Election of Officials (Chair/co-Chair, Secretary, Treasurer) will occur on Monday September 19th at 7:00pm by the elected Voting Members listed above. Information about these positions can be found on our website (3.2.10 of School Council Handbook). The full School Council Meeting will follow from 7:15 -8:30pm

Get Ready for School Photo Day

Legacy Photo day is planned for Wednesday, September 28, 2016.

Curriculum Night

Wednesday, October 5th, 2016 from 6:30 - 8:00pm

Monday, September 19	
Day 5	
7:15pm	School Council Meeting
Tuesday, September 20	
Day 1	
Wednesday, September 21	
Day 2	
Thursday, September 22	
Day 3	
Friday, September 23	
Day 4	
9:00am	Duffle bag Theatre
7:00pm	Blue Jays Game (Legac

Legacy Family Blue Jays Night

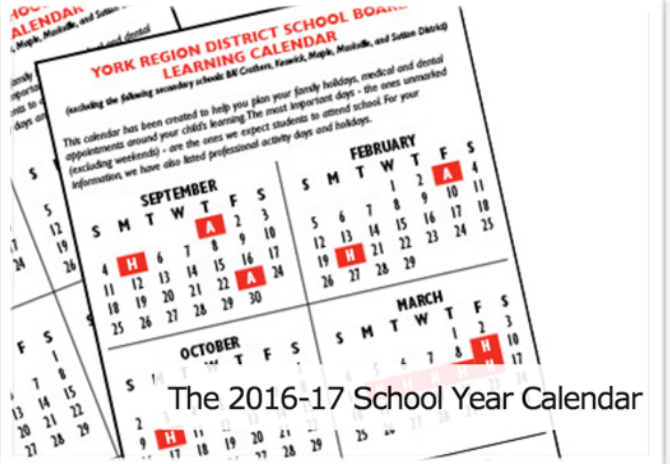
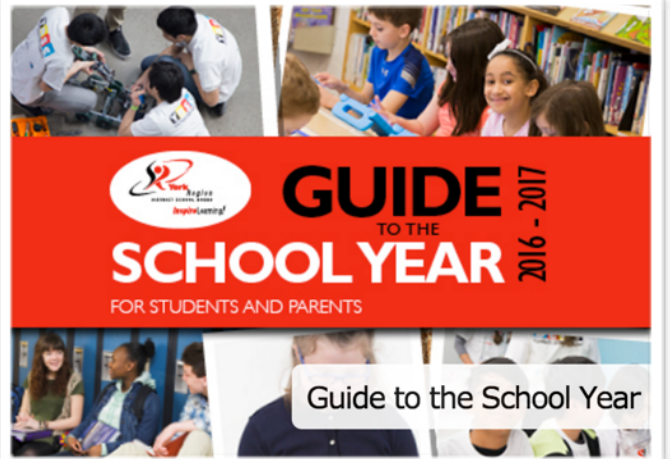
255 Legacy community members attending

Friday September 23, 2016

7:07pm first pitch

Tickets will be sent home early next week.







Indigo love of reading foundation
Adopt a School

We have been chosen by Indigo Markham as this years

ADOPT A SCHOOL!!!!

Come help us celebrate and raise money for

Legacy Public School

Wednesday, September 28, 6:00-9:00 pm

Chapters Markham

3175 Highway 7 East

905-477-1756

Come out and go shopping while supporting Legacy Public School. With every purchase of regularly priced, in-store items at Chapters Markham on this special evening, 20% of the purchase will be donated directly back to Legacy Public School!

Choose from a wide selection of book, gifts, toys, magazines, music and much more!

Your purchase will make a difference.
Please join us to see how much fun giving back to
Legacy Public School can be!

Dear Legacy Public School Staff, Students and Families

We would like to invite you to the

Box Grove Family FUN Fest

SAT SEPT 24th @ 12pm-4pm

Great Food – Music – Local Vendors

Kids' Activities – Bouncy Castles – Mascots

Carnival Games – Markham Firefighters – YRP

Fitness Demos – Photo Booth – Video Games

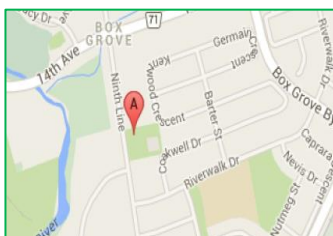
Silent Auction benefitting The Markham Stouffville Hospital Foundation

Our largest silent auction to date!

1st 500 people get a FREE Raffle Ticket

Join our NEW Facebook page “Box Grove Connected”

You will be entered to win great prizes
and stay connected with your neighbours



Box Grove
Community Centre
7651 Ninth Line
Markham, ON, L6B 1A8
(just south of 14th Ave)



BOX GROVE
COMMUNITY ASSOCIATION

Join us on Facebook

Sign up to Volunteer

www.boxgrove.ca

events@boxgrove.ca

Bring this coupon with you & your children
will receive a FREE Carnival Wristband

Name:

Street:

Email:

I wish to join the Box Grove Community Email list YES / NO

OR email events@boxgrove.ca to sign up for your free wristbands

Just provide an adult's name, the school, and how many children you need it for. The wristband includes carnival games, snacks and bouncy castles for children. THANK YOU

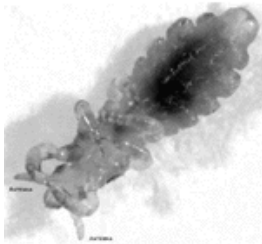
Head lice

Head lice are tiny insects that live on the scalp, where they lay their eggs. Head lice do not spread disease. Having head lice does not mean you are not clean.

What do head lice look like?

Lice have 3 stages – the egg (nit), the nymph and the adult.

- Nits are whitish-grey, tan or yellow ovals, approximately the size of a grain of sand. They stick to the hair close to the scalp and can look like dandruff. Nits hatch in 9 to 10 days.
- Nymphs are baby lice. They look like adult lice but are smaller.
- Adult lice are approximately the size of a sesame seed and are hard to see. Adult lice can live for up to 30 days on a person's head, but they die within 3 days away from the scalp.



(Figure 1) An adult louse measures 2 mm to 4 mm.

Reprinted with permission from www.headlice.org

How do they spread?

Head lice spread easily, especially where people are in close contact. They are very common among school-aged children or children attending child care.

- Head lice spread through direct hair-to-hair contact or indirectly by sharing things like hats, combs, hairbrushes and headphones.
- Head lice don't fly or hop, but do crawl very quickly.
- Head lice that live on people can't live on pets, such as cats or dogs.

How do you know you have head lice?

One of the first signs of head lice is an itchy scalp. But it is possible to have head lice without any symptoms.

If you think your child has head lice, check his hair for nits right away, then again after 1 week and after 2 weeks.

How do I check for head lice?

To confirm a case of head lice, you need to find live lice. Children can have a few nits without actually having a case of head lice. Usually children have no more than 10 to 20 live lice.

- Good lighting is important when you are checking.
- Head lice move fast and are hard to see. They are usually found very close to the scalp, at the bottom of the neck and behind the ears.
- To look for nits, part hair in small sections, moving from one side of the head to the other. Check carefully, looking close to the scalp.

How can head lice be treated?

Insecticides are chemicals that kill insects (bugs). In Canada, 3 insecticides are approved to treat head lice:

- pyrethrin (found in R&C Shampoo + Conditioner)
- permethrin (Nix Creme Rinse or Kwellada-P Creme Rinse)
- lindane (Hexit Shampoo or PMS-Lindane Shampoo).

Pyrethrin and permethrin are safe when used on humans. However, lindane can be toxic (poisonous). **Products with lindane should not be used on infants or young children younger than 2 years of age.** You don't need a prescription for these products.

- Follow package directions carefully.
- Don't leave the shampoo or rinse in the hair longer than directed.
- Rinse hair well with cool water after the treatment. It's best to rinse over a sink, not in the bath or shower, so that other parts of the body don't come in contact with the product.
- Repeat the treatment after 7 to 10 days.

Sometimes, these treatments can make the scalp itchy or can leave a mild burning feeling. If your child is scratching after treatment, it does not necessarily mean the lice are back.

A noninsecticidal product called isopropyl myristate/cyclomethicone (Resultz) has also been approved for use in Canada, **but it should only be used in children 4 years of age and older:**

It works by breaking down the waxy exoskeleton ('skin') of lice. The lice get dehydrated and die.

- Apply to a dry scalp and rinse after 10 min.
- Repeat after 1 week.

Do not treat anyone with a head lice product unless you find lice in their hair. Check all family members if someone in the house has head lice.

What about other treatments?

- Some people use home remedies such as mayonnaise, petroleum jelly, olive oil, vinegar or margarine. Although these products may make it hard for lice to breathe, they probably won't kill them.
- There is very little evidence that wet combing works (removing lice by combing wet hair with a fine-tooth comb).
- There is no evidence that products such as tea tree oil or aromatherapy work to treat head lice.

- **Never use gasoline or kerosene.** These products can be extremely dangerous.

Should the house be disinfected if someone has head lice?

Because head lice don't live long off the scalp, there is no need for extra cleaning.

To get rid of lice or nits from items like hats or pillowcases:

- Wash the items in hot water and dry in a hot dryer for 15 min; or
- Store the items in an airtight plastic bag for 2 weeks.

Should children with head lice stay home from school?

Children with head lice should be treated and can attend school or child care as usual.

'No-nit' policies that keep children with head lice away from school are not necessary because:

- Head lice are common among young children.
- Head lice don't spread disease.
- Cases of head lice are often misdiagnosed.
- Children can have head lice for several weeks with no symptoms.

If your child has head lice, treat it. Teach your child to avoid head-to-head contact with other children until the lice are gone. Children should not share combs, hairbrushes, caps, hats or hair ornaments.

More information from the CPS:

- Head lice infestations: A clinical update (position statement)
-

Reviewed by the following CPS committees:

- Infectious Diseases and Immunization Committee

Last Updated: **October 2008**

© 2016 - Canadian Paediatric Society
www.cps.ca - info@cps.ca

The information on Caring for Kids should not be used as a substitute for medical care and advice. If you have specific concerns about your child's health, please see your child's paediatrician, family physician, or another health care provider.